


CHOW

บริษัท เซวล์ สตีล อินดัสทรี จำกัด (มหาชน)
CHOW STEEL INDUSTRIES PUBLIC COMPANY LIMITED

Head Office : 2525 FYI Center Tower 2, 10th Floor, Unit 2/1006-1008 Rama 4 Road, Khlongtoei, Khlongtoei, Bangkok 10110 Thailand

Contact : 0-2033-0901-8

Website : www.chowsteel.com

Anavin Jiratomsiri
Chairman of Executive Committee

Tel : 0-2033-0901-8
kelvin@chowsteel.com

Koo Man Wai
CEO

Tel : 0-2033-0901-8
mandykoo@chowsteel.com

Suppachai Yimsuwan
Vice President of Finance and Administration

Tel : 0-2033-0901-8
suppachai@chowsteel.com

CG Report Score :

THSI List : -

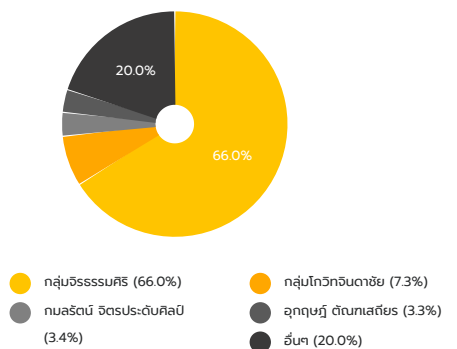
Stock Data (20/08/2019)

	YTD	2018	2017
Paid-up (MB)	800.00	800.00	800.00
Listed share (M)	1,040.00	1,040.00	800.00
Par (B)	1.00	1.00	1.00
Market Cap (MB)	1,600.00	3,248.00	3,728.00
Price (B./share)	2.00	4.06	4.66
EPS (B)	-0.02	-0.15	0.32

Statistics (20/08/2019)

	P/E	P/BV	Div.Yield
CHOW (x)	-	128	-
INDUS - mai (x)	27.39	129	4.21
INDUS - SET (x)	13.10	1.10	4.97
mai (x)	40.13	1.71	2.74
SET (x)	18.49	1.81	3.13

Shareholder Structure (15/05/2019)



Company Background

- Chow Steel Industries PCL. (CHOW) operates business of producing and selling steel billet to the domestic and foreign rolling mills for further rolling into Long Products by using steel melting technology of Electric Induction Furnace (EIF) with total production capacity of 730,000 tons per year.
- CHOW established Chow Energy PCL. (CEPL) is aimed at shareholding restructuring in its subsidiaries. The restructuring will help to enhance clarity of business structure, whereby CHOW will continue its core business of manufacturing and distribution of steel billet, while CEPL will operate business as a Holding Company by holding shares in other entities engaging in business relating to investment in, production and distribution of electricity from various kinds of energy.

Key Development of Company

MAR 2019	Sell 4 solar power plants, 5.38 MW, to Infrastructure Funds in Japan
JAN 2019	Signing OEM Agreement to produce 400,000 Tons per year of Steel Billets
OCT 2018	COD solar plant in Japan "Fukui 1 and 6" projects, 2.78 MW, which makes the company holds 11 projects total capacity of 63.71 MW
JUL 2018	Sell Kyotango solar power plant, 4.02 MW, to Infrastructure Funds in Japan
APR 2018	COD solar plant in Japan "Iwaki" project capacity 26.68 MW

Revenue Structure

Period : 30 Jun

(Unit : MB)

	6M/2019	%	6M/2018	%	2018	%	2017	%
Revenues from sales and services	909.68	83.98	2,336.22	92.97	4,063.98	94.30	3,676.01	87.06
- Revenues from steel business	490.69	45.30	1,788.87	71.19	3,082.14	71.52	2,265.87	53.66
- Revenues from renewable power business	418.99	38.68	547.35	21.78	981.84	22.78	1,410.14	33.40
Gain on sales of power plant projects	92.51	8.54	157.47	6.27	214.51	4.98	172.55	4.09
Gain on exchange	58.59	5.41	-	-	-	-	129.84	3.07
Other income	22.45	2.07	19.17	0.76	312.5	0.72	244.07	5.78
Total revenues	1,083.23	100.00	2,512.86	100.00	4,309.74	100.00	4,222.47	100.00

Financial Ratios

	6M/2019	6M/2018	2018	2017
ROE (%)	-1.45	15.42	-8.90	19.01
ROA (%)	4.35	5.34	2.53	5.55
D/E (x)	7.52	7.56	8.87	7.78
GP Margin (%)	11.28	3.25	8.85	17.10
EBIT Margin (%)	21.22	-4.53	7.55	16.97
NP Margin (%)	1.41	-11.47	-2.83	6.07

Business Plan

- The company have an important plan to improve the production process for more efficiency and develop the sales solution by signing OEM Agreement with new potential customer to produce Steel Billet 400,000 MT/year which can fully control the fluctuation of raw material price to turnaround the performance.
- The company continues to expand its renewable energy business by focusing on potential overseas projects for both of existing market and new market which give a worthwhile return.

Investment Highlight

2019	Signing OEM Agreement to produce 400,000 Tons per year of Steel Billets
2018	Signing of MOU with Tata International Metals (Asia) Ltd. to export steel billets 100,000 Tons

Risk Factor

- Risks of fluctuations in long steel prices** Long steel prices depend on the demand and supply within the construction industry, consumer demand and domestic and international production abilities. According to this, the company sets the policy to base its production on purchase orders, in order to set selling prices in accordance to its costs of production and the market situation at that time.
- Risk from the efficiency and stability of solar power plants** such as the efficiency of the main equipment, losses in electricity generation or transmission system problems. So the company has monitored the operation of the power plant through Supervisory Control And Data Acquisition system (SCADA) which can be monitored 24 hours a day and can detect and solve problems that occur on time.
- Risk from compliance with laws and regulations** The company has renewable energy business in Thailand and Japan which are governed by laws and regulations that may be modified or changed from the current version. However, the company has made the best effort to ensure that the company operations comply with laws and regulations, especially in Japan, the company hire Japanese legal firm to review and advise on compliance with relevant laws and regulations before investment.

รางวัล

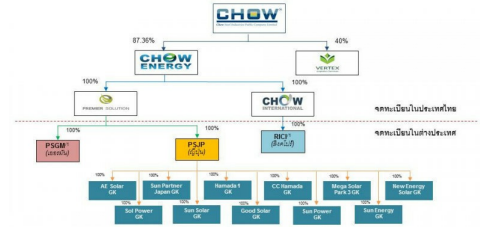
2018	CSR-DPIM Award 2018 from Department of Primary Industries and Mines
2018	Asia Responsible Entrepreneurship Awards 2018 in Investment in People
2017	Thailand Labour Management Excellence Award 2017
2015	CSR-DIW Award (Standard for Corporate Social Responsibility, Department of Industrial Works) 2015

Capital Structure

(Unit : MB)

	6M/2019	6M/2018	2018	2017
Current Liabilities	2,361.89	5,624.42	6,097.96	4,798.79
Non-Current Liabilities	7,119.15	5,631.70	5,657.10	6,240.91
Shareholders' Equity	1,251.32	1,566.98	1,324.84	1,419.55

Company Structure



Company Image

